

# Pikes Peak Bonsai Society



## May 2015 Issue

President	Steve Alford pmprdcchef@msn.com
Vice President	Robert Baran rb@phoenixbonsai.com
Secretary	Tanya McAndrews tanyamca2002@gmail.com
Treasurer	Victoria Ryan montyvisa@yahoo.com

## Inside this issue:

- How to choose a bonsai pot
- Our tree hunt experience
- Our bonsai workshop

Our next meeting is going to be on May 19, 7:00 pm at firehouse # 14 located at 1875 Dublin Blvd. Colorado Springs, CO 80918



## Choosing a Bonsai Pot

The importance of selecting the right pot to plant your Bonsai in is often underestimated. The pot and other elements such as grass, moss, stones, figurines and bonsai table are important elements of the composition and should be chosen carefully when displaying a tree.

### General guidelines for Bonsai pots

Bonsai are planted in small pots, often imported from Japan or China. Japanese pottery are known for it's high quality and are often quite expensive. Chinese pottery however, are generally cheaper and their quality is getting much better.


Old Bonsai trees, which do not need to be trained anymore and have been repotted and root-pruned many times already, are adapted to living in small pots. Younger trees however, need more room to grow and will be trained step-by-step to adapt to living in increasingly smaller bonsai pots, by pruning the roots every time they are being repotted.

### Size of Bonsai pots

Trees still being trained should be placed in rather large containers, providing the roots with enough space to grow and help the tree to cope with intense training techniques. Older trees have a more compact root-system and can be placed in smaller Bonsai pots.

A few basic guidelines can be used to select the right pot (these should not be taken as a strict rule; aesthetic conditions tend to be highly personal):

- Use unglazed pots for conifers and pine trees.
- For deciduous trees you can use both glazed or unglazed Bonsai pots; do not use bright glaze unless the tree has flowers or fruit.
- Use a pot with a width of about  $\frac{2}{3}$  the height of the tree.
- The depth of the pot should be approximately equal to the thickness of the trunk base; young trees or those with very thin trunks can be an exception to the rule.
- For masculine trees use angular pots, while with more gently shaped “feminine” trees use rounded pots.



## Our Tree Hunt

On May 2<sup>nd</sup> Steve Alford, Steve Brinkman, Carl (new member) and I, drove to the Lake George area to hunt for trees. There were a few suitable trees that would have been perfect for bonsai but unfortunately we were unable to dig them up as the roots were stuck in between the rocks. Alas, the guys went home empty handed. Better luck next time!



I on the other hand, settled on this young Ponderosa. This one will have to stay in this training pot for a while before it gets transferred to a Bonsai pot. Keeping my fingers crossed that my tree survives!

## Our Bonsai Workshop

On May 3<sup>rd</sup> we had our Bonsai workshop with Matt Reel. Matt got interested in Bonsai when he was only 14 years old. After high school Matt got an apprenticeship in Japan where he studies under Shinji Suzuki for 8 years. Matt specializes in a wide variety of bonsai trees so we were happy to bring in different species of tree.



Matt working on Mark's Juniper Tree.






Steve working on his pine tree

**This is what our trees looked like after we were done with the workshop.**



Pine Tree




Rose Tree of China



Serissa Tree



Ficus



Red Diamond Cherry  
Plum

# CALENDAR OF EVENTS 2015

## **May 15, 16, 17**

Horticultural plant sale at 222 Mesa Rd.

## **May 19**

Discuss soil and getting ready to pot deciduous trees at the end of May and June.

## **June 16**

Discuss and show how to protect trees from the elements; hail and sun. Plan a nursery crawl for this month where we will go to a local nursery and look for tree material for the upcoming workshops with Potentilla with Todd in September. Look for volunteer to host a workshop at their home for Potentilla in August.

## **July 17, 18 & 19**

Bonsai show at the 21C library located at 1175 Chapel Hills Dr. Colorado Springs, CO 80920

## **July 21**

Propagating with cuttings, seed grafting and air layering. A workshop will be planned at S&S Bonsai for grafting.

## **August 15**

How to make Potentilla bonsai tree workshop with material we got in June's nursery crawl. We will meet at 9:00 am at my house, 1957 Dewhirst Dr. Colorado Springs, CO 80951.

## **August 18**

Show the Potentilla bonsai that we made in the previous workshop.

## **September 19**

Workshop with Todd Schaffer from Denver on Junipers.

## **October 20**

Discuss winter preparedness. Polyhouse designs, garage use, basement windows etc. Plan Christmas party for 2015 and nominate people for the next board.

## **November 17**

Elections. Will announce other agenda later on.

## **December 15**

Christmas Party at Bass Pro Shop. No monthly meeting